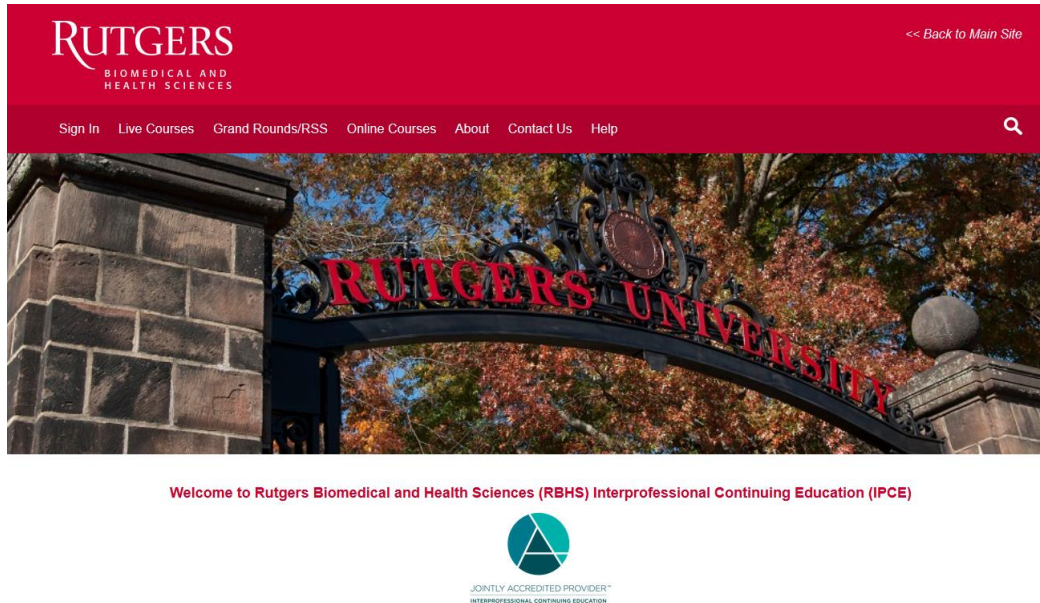
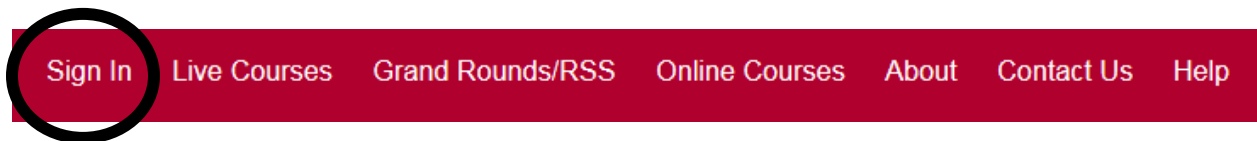


CREATING A CLOUDCME ACCOUNT FOR RUTGERS SINGLE SIGN-ON USERS

Step 1: Go to <https://rutgers.cloud-cme.com>.



Step 2: Click “Sign In” in the upper left corner of the screen.



Step 3: Select “Sign in with your Rutgers NetID.”



Step 4: Enter your Rutgers NetID and Password on the Central Authentication Service screen

Enter your Rutgers NetID and Password

NetID:

Password: Ensure proper security — keep your password a secret

Authentication Type:

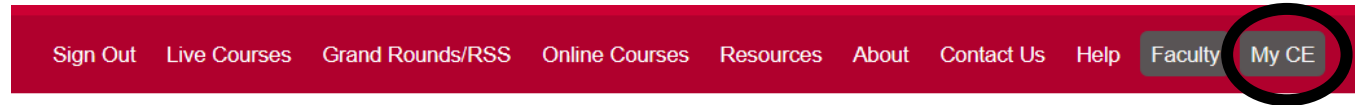
Notify me before logging me into other sites.

To protect your privacy, please logout and exit your browser when you are done accessing services that require authentication

Forgotten NetID or password? First-time users, [activate your NetID](#).

Step 5: Your profile screen will appear. Please complete your profile. The fields shaded red are required. Click “Submit” at the bottom of the screen.

NOTE: If your profile screen does not appear, you may have previously logged in to CloudCME. To access your profile, click “My CE” and then “Profile” in the upper right corner of the screen.



NOTE: If you attend regularly scheduled series (e.g., grand rounds, case conferences, tumor boards, journal clubs), please enter your mobile phone number in the mobile phone field.

Welcome to the Rutgers Biomedical and Health Sciences Interprofessional Continuing Education Portal

print

Please complete the information below. Required fields are noted with a red asterisk. Scroll down and click Submit. If you are new to this system, you will need to login with your email address and the password you created below.

Basic Information

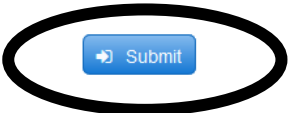
Salutation First * MI Last * Suffix

Phone and Fax

Intl Code Phone * Ext

Mobile Fax

- Surgical Critical Care
- Thoracic and Cardiac Surgery
- Transplant Surgery
- Urology
- Wound Care
- Surgical Oncology
- Transplant Hepato
- Trauma Surgery
- Vascular Surgery



Your CloudCME account has been created.